

VIEW 4 - CENTRAL PARK (GREENWICH LOCAL VIEWS IN POLICY DH(G))

BASELINE CUMULATIVE MODEL SHOT



EXTRUSION OF LEAMOUTH PENINSULA TO 30 RESIDENTIAL STOREYS (105.3M AOD). FOR REFERENCE ONLY.

Site Extrusion



HYPOTHETICAL DEVELOPMENT OF THREE 30-STOREY TALL BUILDINGS (103.5M AOD).

Proposed 30 storey towers



GENERAL KEY:

- Under Construction
- Consented Development
- Recently Completed

VIEW COMMENTARY:

Proposal occluded by interposing development. No visibility.

LOCATION KEY:





VIEW 5 - NAVAL ROW

BASELINE CUMULATIVE MODEL SHOT



EXTRUSION OF LEAMOUTH PENINSULA TO 30 RESIDENTIAL STOREYS (105.3M AOD), FOR REFERENCE ONLY.

Site Extrusion



HYPOTHETICAL DEVELOPMENT OF THREE 30-STOREY TALL BUILDINGS (103.5M AOD).

Proposed 30 storey towers



GENERAL KEY:

- Under Construction
- Consented Development
- Recently Completed

VIEW COMMENTARY:

Proposal glimpsed, with no material change to skyline composition.

LOCATION KEY:



VIEW 6 - BLACKWALL PIER

BASELINE CUMULATIVE MODEL SHOT



EXTRUSION OF LEAMOUTH PENINSULA TO 30 RESIDENTIAL STOREYS (105.3M AOD). FOR REFERENCE ONLY.

Site Extrusion



HYPOTHETICAL DEVELOPMENT OF THREE 30-STOREY TALL BUILDINGS (103.5M AOD).

Proposed 30 storey towers



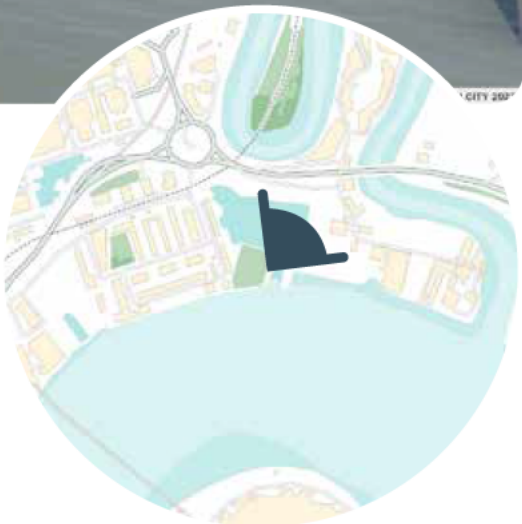
GENERAL KEY:

- Under Construction
- Consented Development
- Recently Completed

VIEW COMMENTARY:

Proposal visible, with potential to enhance the skyline.

LOCATION KEY:





VIEW 7 - TRINITY BUOY

BASELINE CUMULATIVE MODEL SHOT



EXTRUSION OF LEAMOUTH PENINSULA TO 30 RESIDENTIAL STOREYS (105.3M AOD), FOR REFERENCE ONLY.

Site Extrusion



HYPOTHETICAL DEVELOPMENT OF THREE 30-STOREY TALL BUILDINGS (103.5M AOD).

Proposed 30 storey towers



GENERAL KEY:

- Under Construction
- Consented Development
- Recently Completed

VIEW COMMENTARY:

Proposal glimpsed, with no material change to skyline composition.

LOCATION KEY:





VIEW 8 - BARKING ROAD

BASELINE CUMULATIVE MODEL SHOT



EXTRUSION OF LEAMOUTH PENINSULA TO 30 RESIDENTIAL STOREYS (105.3M AOD). FOR REFERENCE ONLY.

Site Extrusion



HYPOTHETICAL DEVELOPMENT OF THREE 30-STOREY TALL BUILDINGS (103.5M AOD).

Proposed 30 storey towers



GENERAL KEY:

- Under Construction
- Consented Development
- Recently Completed

VIEW COMMENTARY:

Proposal occluded by interposing development. No visibility.

LOCATION KEY:



VIEW 9 - VINCENT STREET

BASELINE CUMULATIVE MODEL SHOT



EXTRUSION OF LEAMOUTH PENINSULA TO 30 RESIDENTIAL STOREYS (105.3M AOD). FOR REFERENCE ONLY.

Site Extrusion



HYPOTHETICAL DEVELOPMENT OF THREE 30-STOREY TALL BUILDINGS (103.5M AOD).

Proposed 30 storey towers



GENERAL KEY:

- Under Construction
- Consented Development
- Recently Completed

VIEW COMMENTARY:

Proposal visible, with no material impact to skyline.

LOCATION KEY:





VIEW 10 - KEIR HARDIE RECREATION GROUND

BASELINE CUMULATIVE MODEL SHOT



EXTRUSION OF LEAMOUTH PENINSULA TO 30 RESIDENTIAL STOREYS (105.3M AOD). FOR REFERENCE ONLY.

Site Extrusion



HYPOTHETICAL DEVELOPMENT OF THREE 30-STOREY TALL BUILDINGS (103.5M AOD).

Proposed 30 storey towers



GENERAL KEY:

- Under Construction
- Consented Development
- Recently Completed

VIEW COMMENTARY:

Proposal visible, with potential to enhance the skyline.

LOCATION KEY:




VIEW 11 - MEMORIAL RECREATION GROUND

BASELINE CUMULATIVE MODEL SHOT



EXTRUSION OF LEAMOUTH PENINSULA TO 30 RESIDENTIAL STOREYS (105.3M AOD). FOR REFERENCE ONLY.

Site Extrusion



HYPOTHETICAL DEVELOPMENT OF THREE 30-STOREY TALL BUILDINGS (103.5M AOD).

Proposed 30 storey towers



GENERAL KEY:

- Under Construction
- Consented Development
- Recently Completed

VIEW COMMENTARY:

Proposal glimpsed, with no material change to skyline composition.

LOCATION KEY:





VIEW 12 - ROYAL VICTORIA DOCK (1)

BASELINE CUMULATIVE MODEL SHOT



EXTRUSION OF LEAMOUTH PENINSULA TO 30 RESIDENTIAL STOREYS (105.3M AOD), FOR REFERENCE ONLY.

Site Extrusion



HYPOTHETICAL DEVELOPMENT OF THREE 30-STOREY TALL BUILDINGS (103.5M AOD).

Proposed 30 storey towers



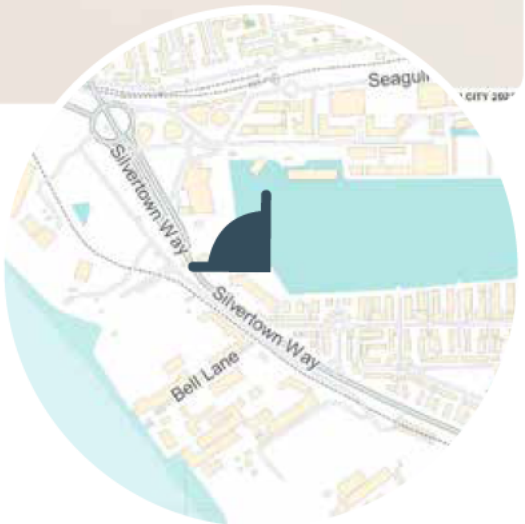
GENERAL KEY:

- Under Construction
- Consented Development
- Recently Completed

VIEW COMMENTARY:


Proposal visible, with potential to enhance the skyline.

LOCATION KEY:




VIEW 13 - ROYAL VICTORIA DOCK (2)

BASELINE CUMULATIVE MODEL SHOT




EXTRUSION OF LEAMOUTH PENINSULA TO 30 RESIDENTIAL STOREYS (105.3M AOD). FOR REFERENCE ONLY.

Site Extrusion



HYPOTHETICAL DEVELOPMENT OF THREE 30-STOREY TALL BUILDINGS (103.5M AOD).

Proposed 30 storey towers



GENERAL KEY:

- Under Construction
- Consented Development
- Recently Completed

VIEW COMMENTARY:

Proposal occluded by interposing development. No visibility.

LOCATION KEY:

